



1. Sunil Kumar
Permanent No Village Post Patthi Bihara and presently residing at Plot No. 20 A, Faridkot, Jodhpur about 200 yds. West to Railway
solemnly affirms and declare that my monthly family income from all source is less than Rs. 6422/- and the same may be subjected to verification.



I have been informed that I shall be provided treatment against free beds facility at Sir Ganga Ram Hospital, which I understand is available to only for the under privileged patients / Economical Weaker Section (EWS) patients. In case my above declaration is found to be false / or incorrect / suppressed by me in order to get free treatment, I would be liable to pay the entire cost of treatment and the Government Hospital concerned would be liberty to take legal / criminal action against me including recovery proceedings.



I Undertake to reimburse the amount spent on my treatment in case my declaration is found to be incorrect or false.

Signature of Patient / Relative Sunil Kumar
Left Hand (in case of Male)  (Father)
Right Hand (in case of Female)  (Father)
Name of Patient / Relative Sunil Kumar

VERIFICATION

Verified at Delhi on this 14th day of September 2013 that the contents are true and correct to my knowledge and nothing has been concealed. I do hereby verify that the contents of the above declaration is true and correct to my knowledge. It conceals nothing and no part thereof is false as signatory is responsible for all consequences entailing from the above declaration.

Signature of Patient / Relative Sunil Kumar
Left Hand (in case of Male)  (Father)
Right Hand (in case of Female)  (Father)
Name of Patient / Relative Sunil Kumar

Signature of Patient / Relative Sunil Kumar
Left Hand (in case of Male)  (Father)
Right Hand (in case of Female)  (Father)
Name of Patient / Relative Sunil Kumar



Sir Ganga Ram Hospital

DEPARTMENT OF ORTHOPAEDICS (UNIT 1) DISCHARGE SUMMARY

Dr. R. Bhalla
Dr. Sarabjeet
Dr. Rajat Chopra



Cert.No. H-2008-0017



Cert.No. M-0008

Patient Name Miss Priyanka ,
Age 7 Yrs
Sex Female
Discharge Type DISCHARGE
Ward SWB MGW COUNTER 2
Admitting Consultant Consultant Orthopaedics Unit 1

Registration No. 1354858
Episode No. IP00464741
Date of Admission 24-Oct-13
Date Of Discharge 29-Oct-13
Bed MGW-28

DIAGNOSIS

BILATERAL GENU VARUS DEFORMITY.

CLINICAL HISTORY

Chief Complaints:

Deformity bilateral lower limb since birth

History:

The patient has deformity of bilateral lower limb since birth. It progresses gradually and reaches up to the present level. She feel no difficulty in walking & running, not associated with any other deformities or complaint. Now admitted here for further management.

PHYSICAL EXAMINATION

BILATERAL LOWER LIMB:

Gait - Normal.

Spine - No deformity.

Anterolateral curvature of distal femur and mid tibia palpated.

Genu varum deformity present B/L (Right - 15degree; Left - 20degree).

Shortening of left lower limb present (1cm).

Power: EHL/FHL - 5/5 B/L.

No neurological deformity.

OPERATIONS/ PROCEDURES

26/10/2013 Corrective osteotomy bilateral distal femur with lateral closing wedge osteotomy done under G.A.

CLINICAL SUMMARY

Uneventful. Condition of patient at time of discharge is satisfactory.

DISCHARGE ADVICE

Tab. Cefum 250 mg 1 twice daily x 7 days. 0 - 0

Tab Augmentin 625 mg twice daily x 7 days. 0 - 0

Cap Vizylac 1 once a day x 7 days. Sam

Tab. Roles 20mg 1 once a day x 7 days (before breakfast). Sam (Empty stomach)

Tab. Combiflam 1 twice daily x 5 days, then 1 as and when required for pain (after meals).

Tab Crocin 1/2 tab sos for fever. 0 - 0

Physiotherapy as advised.

Limb elevation and active toes movements.

To report immediately in case of excessive pain, swelling, soakage, fever, diarrhea or any other related complaints.

FOLLOW UP

To review in ORTHO. GENERAL OPD, Room No. G-2, at 9am after 1 week on Monday /Thursday, as advised
In case of emergency report to Sir Ganga Ram casualty with this discharge slip or contact Ortho. Helpline (9312943713)

- Reports of investigations done during hospital stay are provided on separate sheet
- Contact no. of Emergency: 42251098, 42251099 Contact no. of SGRH Telephone Exchange: 42254000, 25750000


Resident Doctor

Consultant

Consultant Orthopaedics Unit 1
Orthopaedics

SIR GANGA RAM HOSPITAL, Rajinder Nagar, New Delhi 110060

BILL

Bill No.: 2013-2014/Cr/I/0015080

Name : MISS PRIYANKA ,	Registration No : 1354858
Age/Sex : 7/Female	Episode Number : IP00464741
Father's Name : SUNIL	
Address : 20 A JAMRUD PUR NEW DELHI-110048	Admission Date : 24/10/2013
Ward : WD-SWB-MGW2	Admission Time : 09:23PM
Bed : MGW-28, GENERAL WARD	Discharge Date : 29/10/2013
Unit : ORTHOPAEDICS (UNIT 1) -Dr.R. Bhalla	Discharge Time : 04:14PM
	No. of Days : 6
	Last Room Rent. : 3100

S.No.	Particulars	Gross Amt.	VatAmt	Amount
1	ROOM RENT CHARGES	18600.00		18600.00
2	X Ray Department Charges	2330.00		2330.00
3	Biochemistry Laboratory Charges	490.00		490.00
4	Clinical Pathology Charges	50.00		50.00
5	Haematology Laboratory Charges	540.00		540.00
6	Microbiology Laboratory Charges	1390.00		1390.00
7	DOCTOR'S ANAESTHESIA CHARGES	7790.00		7790.00
8	DOCTOR'S OPERATION CHARGES	27820.00		27820.00
9	DOCTOR'S VISIT CHARGES	1300.00		1300.00
10	Hospital charges	15142.00		15142.00
11	MEDICINES	5977.00	288.34	6265.34
12	Medical consumables	18896.58	919.87	19816.45


 General Manager
 Signature of General Manager

SIR GANGA RAM HOSPITAL, Rajinder Nagar, New Delhi 110060

BILL

Bill No.: 2013-2014/Cr/I/0015080

Name : MISS PRIYANKA ,
Age/Sex : 7/Female
Father's Name : SUNIL
Address : 20 A JAMRUD PUR NEW DELHI-
110048

Registration No : 1354858
Episode Number : IP00464741
Admission Date : 24/10/2013

S.No.	Particulars	Gross Amt.	VatAmt	Amount
13	Special equipment usage charges	1600.00		1600.00
	Total		1208.21	103134.00

PATIENT Share 0.00
Net Payable 0.00

Sir Ganga Ram Hospital (EWS
patients) Share 103134.00
Net Payable 103134.00

Prepared/Received by(Kashi Nath Jha)

Accounts Officer



40

Sir Ganga Ram Hospital

Accumulating trust for over fifty years

21

Sir Ganga Ram Hospital Mar, Rajinder Nagar, New Delhi 110060

Tel: (011) 25750000, 42254000. Fax: +91 11 25861002 Website: www.sgrh.cor

OUT PATIENT DEPARTMENT

Please do not write in the margin

Priyanka .

Female



16/09/2013 09:14

OP04097536

ORTHOPAEDICS (UNIT 1)

Mon. Thu 9 am - 10:30 am

Room : G2

Dr. R. Bhalla
Dr. Sarabjeet
Dr. Rajat Chopra

Registration No: 1354858 Rs. 0

B/L genu varum.

Post lichen

Adv

- Cal 804 / Ach 804

- X-rays B/L knees - for view.

Knee distance
(4 1/2 inches)

Adv

Priyanka .

Female



19/09/2013 08:40

OP04104254

ORTHOPAEDICS (UNIT 1)

Mon. Thu 9 am - 10:30 am

Room : G2

Dr. R. Bhalla
Dr. Sarabjeet
Dr. Rajat Chopra

Registration No: 1354858 Rs. 0

Fract of B/L genu varum.

Gr - 9.4

Pos - 6.0

AcP - 350

Adv: - Admit 1 Dr.
R. Bhalla unit
in F&W

FSU
34272
19/9/13

Adv



Sir Ganga Ram Hospital

Department of Biochemistry

(An NABL Accredited Laboratory)

Name : MISS PRIYANKA , Age/Sex : 7 Yrs/F
Registration No. : 1354858 Ward No. :
Lab Request No. : 9913195502 Room No. :
Episode No. : OP04097536 Location Type: Out Patient
Location : ORTHOPAEDICS (UNIT 1) Collected On : 16 SEP 2013 12:40PM
Referred By : NONE Received On : 16 SEP 2013 02:49PM
Ext. Doctor : Reported On : 16 SEP 2013 04:46PM
Specimen : Blood Reported by : Dr. Sohini Sengupta Neo

Investigation	Results	Units	Bio.Ref.Inter	Test Method
Calcium	9.40	mg/dL	(8.20-10.40)	ISE (Indirect)
PHOSPHOROUS	6.00	mg/dL	(4.50-5.50)	Phosphomolybdate UV
ALK Phosphatase	350.00	IU/L	(117.00-390.00)	AMP PNP

1. This is a Computer generated report, No Signature required.
2. Content of this report is only an opinion, not the diagnosis.
3. The report shall not be reproduced, except in full, without permission.

<<< Page: 1 of 1 >>>



Sir Ganga Ram Hospital

X-Ray Report

Patient name	: Priyanka	Age/Sex	: 7 Yrs / Female
Reg. no.	: 1354858	Ward no.	:
Imaging No.	: 4787182/27	Room no.	: /
Episode no.	: OP04097536	Location Type	: OutPatient
Location	: Orthopaedics (unit 1)	Executed on	: 16-Sep-13
Referred by	:	External Doctor	: *

KNEES (AP)

Known case of Rickets on treatment.

Asymmetrical growth of lower femur epiphyses is seen bilaterally resulting in tilt at lower femoral end.

Bowing of the bilateral femur (lower 1/3rd) is seen with thickened cortex medially.

Sclerosis seen at metaphyseal ends of long bones bilaterally.

Dr. Richa Dikshit
RADIOLOGIST



Sir Ganga Ram Hospital

RAJINDER NAGAR, NEW DELHI-110060,
PHONES : 25750000, Fax: 25861002

SIR GANGA RAM HOSPITAL
GENERAL D.P.D. INVESTIGATION CENTRE
BILL CUM RECEIPT

Reg. No. : 1354858
OPD No. : OP04097536
Name : MISS PRIYANKA
Age : 7 Y
Address :
Phone :
Location : ORTHOPAEDICS (UNIT 1)

Bill No. : 2013-2014/CR/O/0101178
Bill Date : 16/09/2013 10:56AM
Sex : Female
Internal Ref:
Hospital Ref:
External Ref:
Medical No :

S.No	Particulars	Unit	Rate	Vat%	VatAmt	Amount
1	CALCIUM	1	70.00			
2	PHOSPHORUS	1	70.00			70.00
3	ALKALINE PHOSPHATASE (ALP)	1	80.00			70.00
4	XRAY KNEE AP (BILATERAL)	1	170.00			80.00
						170.00
Total						390.00

PATIENT Share: 0.00
Net Payable: 0.00
Sir Ganga Ram Hospital (EWS patients) Share: 390.00
Net Payable: 390.00

(Bill to Sir Ganga Ram Hospital (EWS patients)
a sum of Rupees Three Hundred Ninety only)

Signature
(Prashant Kautsh)

Patient Progress Sheet:

Name: Priyanka

RegistrationNo.IRC/2012/12/A0057

Date of Admission:

Diagnosis: Genu varus (extreme bow Legs)

Case Summery:

6 year old girl diagnosis with rickets leads to Genu Varus cause deformity in both legs (bilateral extreme bow legs), presently going to govt. school for formal education.


Date of Assessment:

Symptoms /condition	Treatments /Therapy	Improvements
<ul style="list-style-type: none">• Extreme bilateral bowlegs more than 20 degree angle• Pain both knee while walking• Difficulty in running• Muscular weakness in knee joint	Orthopedic consultation Physiotherapy Home Based Program	<ul style="list-style-type: none">• Decreased pain in knees and lower back• Increase in muscle power Awaited for corrective surgery

Recommendations: follow-up Orthopedic Consultation, investigation, Opinion for Corrective Surgery, continue medication, Continue with Physiotherapy.

PROJECT OF
A GIGGLES WELFARE ORGANISATION
For INDIA REHAB CENTRE

Date: 21/02/2013

Signature: 

Health Administrator



INDIA REHAB CENTRE

Add :- C-63, Basement, South Extension, Part-II, New Delhi-110049
Phone No. : 011-26250001, 011-41010774 Email-indiarehabcentre@gmail.com

Ref No.:-

Date:-

Priyanka 6/F

Extreme bowlegs
from onset of walking
seen earlier @ Gokulnagar - Rickets
Rec'd "epherts" & Vit D/Calcium.

No Response.

Clinically obvious deformity - predominantly femoral
with tibial involvement

X-rays from 2010 →
of rickets.

Adv.

Will benefit from growth modulation -
guided growth for correction of
deformity

Evaluation prior to surgery.

* Please discuss !!

9650462626

Dr. Manoj Padman
Senior Consultant
Paediatric Orthopaedic Surgeon

C-47 SOUTH EXT-II

► FACILITIES :

- PHYSIOTHERAPY
- OCCUPATIONAL THERAPY
- SPEECH THERAPY
- SPECIAL EDUCATION
- PSYCHOLOGY COUNSELING
- MEDICAL CONSULTATION FACILITIES
- PARENTS COUNSELING

► SPECIAL REHABILITATION PROGRAMS FOR:

- PHYSICAL DISABILITIES
- DEVELOPMENTAL DISORDERS
- MUSCULAR DYSTROPHY

• CEREBRAL PALSY

- SPINE BIFIDA
- AUDITORY PROCESSING DISORDER
- ATTENTION DEFECT & HYPERACTIVE DISORDER
- BEHAVIOURAL DISORDER

Parents / Guardian's feedback:

मेरा है
मैं पिपल का पापा हूँ, मेरे बच्चे हैं प्रथम परेशानी
है जिसका उपरेशन होना के लिए काफी ~~बड़ा~~ ^{शर्चा} जरूरत
है जिसके लिए मैं असमर्थ हूँ, मुझे रिहोवर्सेंट अच्छा
लागा. इन्होंने काफी बच्चों का इलाज किया मैंने सुना, इसलिए
मुझे भी रिहोवर्सेंट का मदद की जरूरत है, कभी ऐसा
बच्चा हीन हो जाये।

Date:

20/2/13

Signature of Parents / Guardian:

